

premium modular floating dock system

SHOREMASTER KITDOCK



Premier Waterfront Products
SHOREMASTER



SHOREMASTER KITDOCK

Get a premium dock system without the premium price.

Go first class on the water with a **ShoreMaster KitDock**. This innovative component system allows you to design the floating dock of your dreams and have it installed more quickly than a custom-designed dock.

Choose from several styles. Single- or double-slip floor plans are available in 10-, 11- or 12-foot slip widths with gable or hip roofs. Safe, dependable and maintenance-free, **ShoreMaster KitDock** features hot-dipped zinc galvanized frames to give you the strength to stand the test of time. **ShoreMaster KitDock** will enhance your waterfront and allow you to spend more time on the water. Visit www.shoremaster.com for a complete list of roof colors, decking types and a huge selection of accessories.



All KitDock Configurations Feature:

- Hot-dipped zinc galvanized sections
- 20-inch roto-molded flotation
- Roof columns and purlins
- Vinyl perimeter/post bumpers (black or white) with fasteners
- Dockside ramp bracket

Options

- Underwater stabilizers
- Roofing sheeting and trim
- Decking comes in #1 treated wood or white dry-cast concrete
- Roof columns and purlins
- Single and double treated wood banding with fasteners
- Corner braces
- 10-inch steel cleats available
- Patio options, with or without decking

See your ShoreMaster dealer or visit www.shoremaster.com for more KitDock options.

SHOREMASTER KITDOCK

Sizes

ShoreMaster KitDocks are designed with the customer, and the type of water each customer is on, in mind. Starting with uncovered slips from 10' wide by 20' long and ranging to two-slip docks with double 12' x 32' slips, the **ShoreMaster KitDock** covers the gamut of deepwater residential docking needs.

Galvanized Truss

Each dock is provided with 12" galvanized truss configurations, the strongest style of dock on the market. Roof columns, purlins, and all attaching hardware are hot-dip zinc galvanized. Roofing materials are 26 gauge and come in a variety of styles and trim colors.

Deck Options

ShoreMaster KitDock docks are available in a wide variety of decking, including treated ACQ #1 lumber, and *Galva-Foam's* own dry-cast white concrete decking.

RhinoFloats

Each dock is floated on *RhinoFloats* and are shipped with drawings for easy assembly.



Standard 12' roof (eave) height will accommodate most boats (even on a ShoreMaster Lift).

RhinoFloats feature a 12-year warranty.

12" truss-style construction

Vinyl rub rail is standard.

Modular construction allows for future expansion.

All docks designed to have 21"–23" freeboard

Upright vertical bumpers are standard on covered KitDocks.

All ShoreMaster KitDocks are backed by ShoreMaster's 5 Year Warranty.

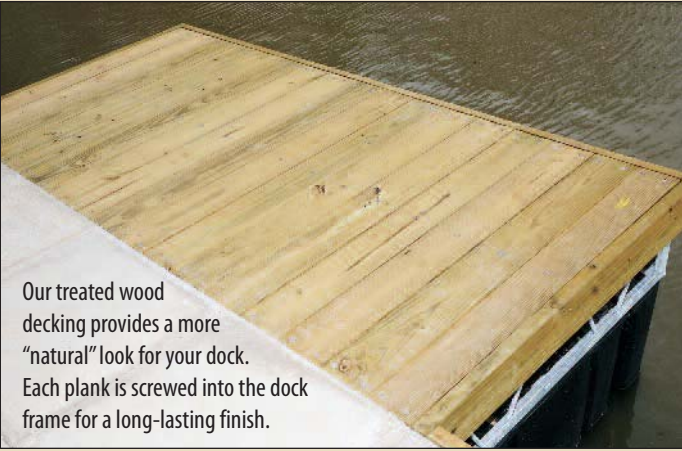
The **ShoreMaster KitDock** allows you the ability to design and install your very own customized dock in less time than a custom built dock. The **ShoreMaster KitDock's** standardized frames allow you to choose your dock configuration quickly and easily. Plus, you can add sections as your waterfront lifestyle changes. The addition of a **ShoreMaster KitDock** provides an element of stability, beauty and functionality to your waterfront. Choose from a wide range of roofing colors, decking styles, and accessories to put the finishing touches on your masterpiece. The **ShoreMaster KitDock** is a safe, durable, and maintenance-free floating dock solution that you'll be proud of year after year.



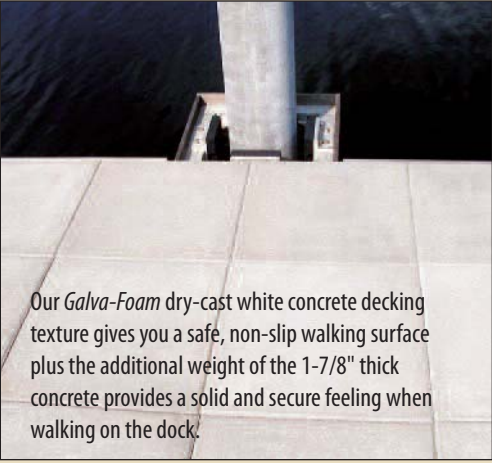
13 standard roof colors available



ShoreMaster KitDock uses Signature 200 Series Roofing Panels from MBCI.



Our treated wood decking provides a more "natural" look for your dock. Each plank is screwed into the dock frame for a long-lasting finish.



Our Galva-Foam dry-cast white concrete decking texture gives you a safe, non-slip walking surface plus the additional weight of the 1-7/8" thick concrete provides a solid and secure feeling when walking on the dock.

Decking available in Galva-Foam dry-cast white concrete, ChoiceDek, Trex, or ACQ treated lumber.



SHOREMASTER KITDOCK

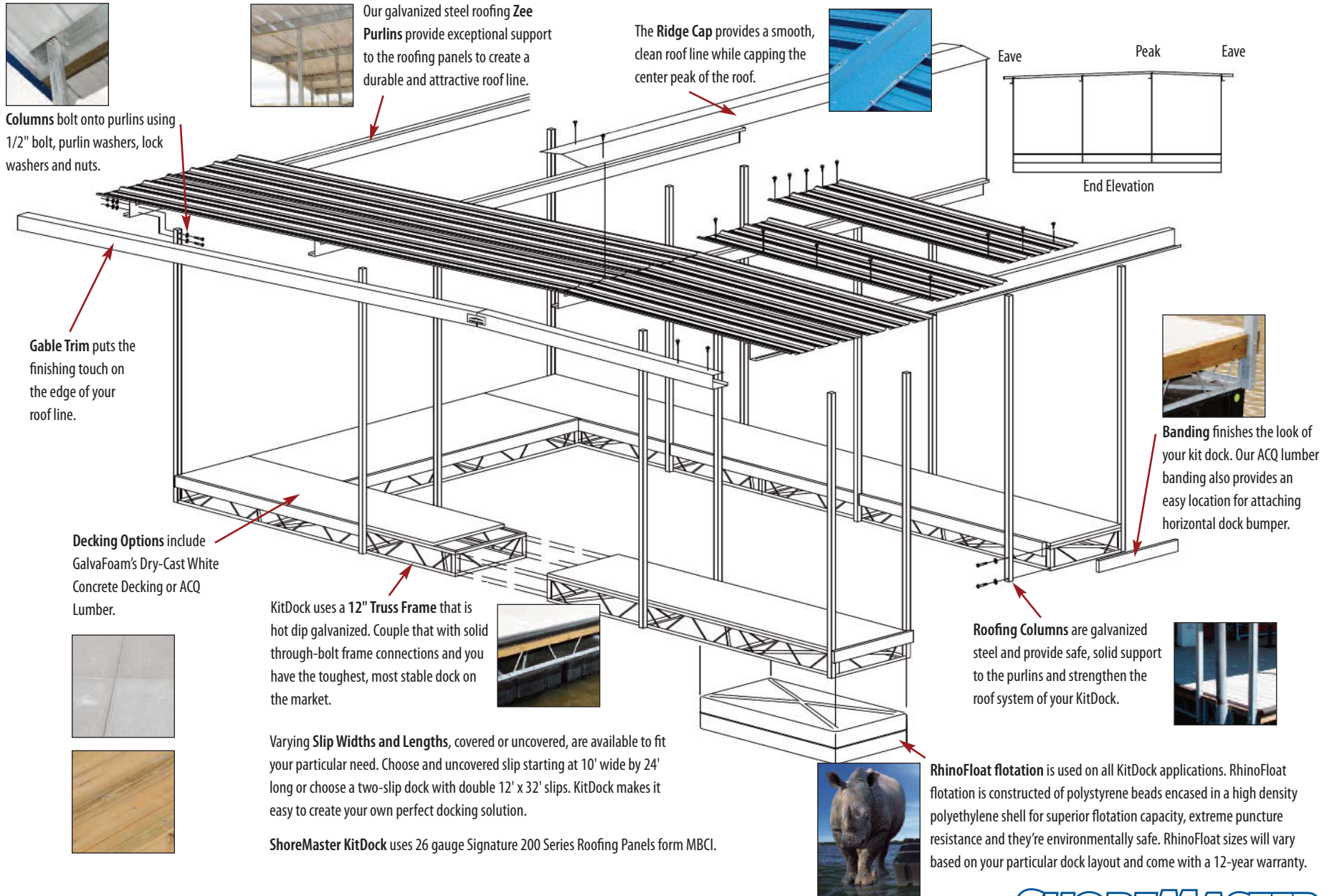
ShoreMaster Galva-Foam™ Galvanized Steel Dock Systems lead the floating dock industry. We can design, deliver and construct your project with an expertise and experience that sets our systemized galvanized steel systems apart from the competition. Whether you want a basic structure for leisure watercraft or a large commercial installation, *ShoreMaster* offers you the finest floating

dock systems available. From the structural stability of the galvanized steel to the flexibility and functionality of the design, we have your waterfront needs covered.

Using the foundation of the Galva-Foam marina docking systems, the KitDock offers the opportunity to have the same quality dock used in commercial applications for less money, and in less time.


Our galvanized steel systems have a definite edge.

From the water to the roof, our galvanized steel systems are designed with the specifications you need to ensure quality and a long, useful life:



SHOREMASTER KITDOCK

Accessories for your KitDock



Corner Bumpers

Soften the corners of your dock and blur the lines between form and function with Corner Dock Bumpers from ShoreMaster.



15255 Gulf Frwy, Ste 141-A,
Houston, TX 77034
(281) 481-5555 / Conroe
(409) 370-5061 / Galveston
info@excellboatlifts.com
www.excellboatlifts.com



Storage Building

Ask your ShoreMaster dealer about adding a Storage Building to your KitDock. The Storage Building keeps your dock tidy while securing your necessities.



Dock Ladders

A Pivoting Ladder from ShoreMaster gets you in and out of the water safely and quickly.

More Accessories

- Vertical Dock Bumpers
- Dock Boxes
- Dock Ramps & Gangways
- Deep-Water Brace
- Winch Leveling Kit
- Dock Cleat
- Flagpole Holder
- Handrails
- Roto-molded Poly Tires
- Wind Dancer Flag Pole
- Dock Lights